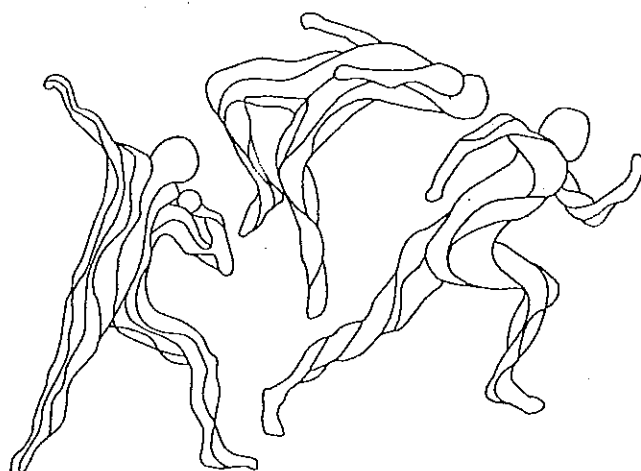


MATCH DES 6 CANTONS ROMANDS


RESULTATS



Jeudi 25 mai 1995
Stade de Bouleyres
Organisation: OAG Bulle

LA LIBERTÉ

FFA FLV



| Disciplines: | FRIBOURG | Pt. | GENEVE | Pt. | JURA | Pt. | NEUCHATEL | Pt. | VAUD | Pt. | VALAIS | Pt. |
|---------------|----------|-----------|---------|-----------|----------|-----------|-----------|-----------|----------|-----------|----------|-----------|
| 100 m | 12,82 | 2 | 12,78 | 3 | 12,05 | 5 | 12,28 | 4 | 12,00 | 7 | 13,08 | 1 |
| 100 m/Haies | 15,00 | 2 | 14,21 | 7 | 14,39 | 5 | 15,05 | 1 | 14,73 | 4 | 14,86 | 3 |
| 200 m | 26,36 | 2 | 26,10 | 3 | 24,56 | 7 | 25,38 | 4 | 24,58 | 5 | 26,58 | 1 |
| 400 m | 1:02,96 | 3 | 1:04,90 | 1 | 58,36 | 5 | 56,52 | 7 | 1:01,34 | 4 | 1:03,96 | 2 |
| 400 m/Haies | 1:11,58 | 2 | 1:05,92 | 3 | 1:02,08 | 5 | 58,92 | 7 | 1:05,70 | 4 | 1:12,00 | 1 |
| 800 m | 2:15,98 | 5 | 2:17,10 | 4 | 2:15,48 | 7 | | 0 | 2:44,70 | 2 | 2:19,64 | 3 |
| 1500 m | 5:03,56 | 3 | 4:50,50 | 5 | 5:00,32 | 4 | 5:05,86 | 2 | 4:48,82 | 7 | 5:28,78 | 1 |
| 3000 m | 10:11,02 | 7 | | 0 | 10:46,78 | 5 | 10:50,84 | 4 | 11:20,00 | 2 | 11:14,34 | 3 |
| Hauteur | 1,45 | 2 | 1,65 | 5 | 1,45 | 1 | 1,68 | 7 | 1,60 | 3 | 1,65 | 4 |
| Longueur | 5,51 | 5 | 5,43 | 3 | 4,30 | 1 | 5,57 | 7 | 5,15 | 2 | 5,44 | 4 |
| Triple | 11,32 | 7 | | 0 | 10,57 | 3 | 10,53 | 2 | 10,65 | 4 | 10,89 | 5 |
| Poids 4Kg | 10,55 | 2 | 6,80 | 1 | 10,83 | 4 | 15,64 | 7 | 10,76 | 3 | 13,34 | 5 |
| Disque 1Kg | 27,42 | 2 | 27,06 | 1 | 33,60 | 4 | 35,68 | 5 | 28,76 | 3 | 40,78 | 7 |
| Marteau 4Kg | 21,28 | 3 | | 0 | 22,54 | 4 | 33,80 | 7 | 20,82 | 2 | 25,28 | 5 |
| Javelot 600g | 32,54 | 5 | 26,24 | 1 | 27,48 | 3 | 35,44 | 7 | 26,56 | 2 | 30,54 | 4 |
| 4 x 100 m | 49,80 | 4 | 50,38 | 3 | 50,58 | 2 | 48,88 | 5 | 48,13 | 7 | 51,26 | 1 |
| Marche 3000 m | 19:55,08 | 3 | | 0 | | 0 | 15:48,62 | 5 | 15:35,02 | 7 | 17:55,31 | 4 |
| Total: | | 59 | | 40 | | 65 | | 81 | | 68 | | 54 |

Cantons: FRIBOURG 4 GENEVE 6 JURA 3 NEUCHATEL 1 VAUD 2 VALAIS 5

Classement FEMMES:

| | | |
|----|-----------|--------|
| 1. | NEUCHATEL | 81 Pt. |
| 2. | VAUD | 68 Pt. |
| 3. | JURA | 65 Pt. |
| 4. | FRIBOURG | 59 Pt. |
| 5. | VALAIS | 54 Pt. |
| 6. | GENEVE | 40 Pt. |

Hommes

Classement final FEMMES+HOMMES:

| | | | |
|----|-----------|---------|----|
| 1. | VAUD | 154 Pt. | 86 |
| 2. | FRIBOURG | 146 Pt. | 87 |
| 3. | NEUCHATEL | 143 Pt. | 62 |
| 4. | JURA | 130 Pt. | 65 |
| 5. | VALAIS | 126 Pt. | 72 |
| 6. | GENEVE | 79 Pt. | 39 |

Hommes

100 m

1. Final Vent: +0.8

| Rang | Nom | An | Club | Performance | Pt. |
|------|-----------------------|----|---------------------|-------------|-----|
| 1. | DIRIWAECHTER Stéphane | 73 | (VD) Lausanne Sport | 10,63 ✓ | |
| 2. | QUIBLIER Alexandre | 67 | (VD) Stade Lausanne | 10,94 ✓ | |
| 3. | VIAL Grégoire | 73 | (FR) CS Le Mouret | 11,25 | |
| 4. | FUEG Benoit | 75 | (JU) FSG Bassecourt | 11,46 | |
| | SALZMANN Alexandre | 68 | (VS) TV Naters | 11,46 | |
| 6. | FAVRE Samuel | 77 | (NE) CEP Cortaillod | 11,54 | |

Hommes

100 m

2. Final Vent: +2.7

| Rang | Nom | An | Club | Performance | Pt. |
|------|---------------------|----|---------------------|-------------|-----|
| 1. | VISCUSI Thony | 72 | (VD) Stade Lausanne | 10,70 ✓ | 7 |
| 2. | REBETEZ Hervé | 76 | (JU) FSG Bassecourt | 10,87 | 5 |
| 3. | GRAND Cédric | 76 | (GE) CH Plainpalais | 10,91 | 4 |
| 4. | KRAUSKOPF Frédéric | | (FR) CA Belfaux | 10,94 | 3 |
| 5. | NORMAND Christophe | 75 | (VS) CA Vetroz | 11,01 | 2 |
| 6. | RICKLI Pierre-Alain | 77 | (NE) Neuchâtel Sp. | 11,50 | 1 |

Hommes

100 m

3. Final Vent: +2.1

| Rang | Nom | An | Club | Performance |
|------|-------------|----|-------------------|-------------|
| 1. | SAMBA Bruno | 76 | (GE) Stade Genève | 10,94 |
| 2. | PURRO Joel | 74 | (GE) CA Genève | 11,36 |
| 3. | GLEED Gaven | 78 | (GE) Stade Genève | 11,46 |

Hommes

200 m

1. Final Vent: +1.9

| Rang | Nom | An | Club | Performance | Pt. |
|------|-----------------------|----|---------------------|-------------|-----|
| 1. | THURNER Pascal | 66 | (GE) SATUS | 21,00 ✓ | 7 |
| 2. | DIRIWAECHTER Stéphane | 73 | (VD) Lausanne Sport | 21,02 ✓ | 5 |
| 3. | CLERC Patrick | 76 | (FR) CA Fribourg | 21,52 | 4 |
| 4. | NORMAND Christophe | 75 | (VS) CA Vetroz | 22,22 | 3 |
| 5. | RICKLI Pierre-Alain | 77 | (NE) Neuchâtel Sp. | 23,00 | 2 |
| 6. | GERBER Sébastien | 72 | (JU) FSG Alle | 25,80 | 1 |

Thurnherr

Hommes

200 m

2. Final

Vent: +2.7

| Rang | Nom | An | Club | Performance | Pt. |
|------|---------------|----|---------------------|-------------|-----|
| 1. | SAMBA Bruno | 76 | (GE) Stade Genève | 22,16 | |
| 2. | GLEED Gaven | 78 | (GE) Stade Genève | 22,60 | |
| 3. | JAEGER Markus | | (FR) CA Fribourg | 22,96 | |
| 4. | FAVRE Samuel | 77 | (NE) CEP Cortaillod | 23,18 | |

Hommes

400 m

Final

| Rang | Nom | An | Club | Performance | Pt. |
|------|--------------------|----|---------------------|-------------|-----|
| 1. | GUERDAT Damien | 75 | (JU) FSG Bassecourt | 48,66 | 7 |
| | GILLIARD Raphaël | 76 | (FR) UA Châtel | 48,66 | 5 |
| 3. | DUTOIT Laurent | 75 | (GE) CH Plainpalais | 50,02 | 4 |
| 4. | CUGNY Frédéric | | (VD) US Yverdon | 50,32 ✓ | 3 |
| 5. | PERROUD Yvan | 73 | (NE) Neuchâtel Sp. | 50,52 | 2 |
| 6. | SALZMANN Alexandre | 68 | (VS) TV Naters | 50,72 | 1 |

Hommes

800 m

Final

| Rang | Nom | An | Club | Performance | Pt. |
|------|-------------------|----|---------------------|-------------|-----|
| 1. | FORT Pierre-Alain | 74 | (VS) CA Sion | 1:51,00 | 7 |
| 2. | PERROUD Yvan | 73 | (NE) Neuchâtel Sp. | 1:52,26 | 5 |
| 3. | ROSSIER Alain | 74 | (VD) Stade Lausanne | 1:53,18 ✓ | 4 |
| 4. | MUELLER Jochen | 71 | (JU) CA Courtelary | 1:53,32 | 3 |
| 5. | BERSET Alain | 72 | (FR) CA Belfaux | 1:54,06 | * |
| 6. | CLEMENT Patrick | 72 | (FR) SA Bulle | 1:54,44 | 2 |
| 7. | JUNCKER David | 73 | (NE) Neuchâtel Sp. | 1:57,42 | * |
| 8. | CALVO Manuel | 78 | (GE) Urania Genève | 2:03,52 | 1 |

Hommes

1500 m

Final

| Rang | Nom | An | Club | Performance | Pt. |
|------|--------------------|----|---------------------|-------------|-----|
| 1. | MATHEY Renaud | 65 | (NE) Olympic Chx/F. | 3:59,84 | 7 |
| 2. | RAMUZ Pierre-André | 78 | (VS) CABV Martigny | 4:00,32 | 5 |
| 3. | JAQUIER Lucien | 63 | (VD) Lausanne Sport | 4:00,46 ✓ | 4 |
| 4. | ROSSIER Daniel | 74 | (VD) Stade Lausanne | 4:09,02 ✓ | * |
| 5. | LACHAT Mathieu | 74 | (JU) Porrentruy-Av. | 4:10,12 | 3 |
| 6. | CLEMENT Patrick | 72 | (FR) SA Bulle | 4:24,12 | 2 |

(GE) 0

Hommes

3000 m

Final

| Rang | Nom | An | Club | Performance | Pt. |
|------|--------------------|----|---------------------|-------------|-----|
| 1. | ASIB Mustapha | 66 | (VD) F-C Lausanne | 8:25,90 ✓ | 7 |
| 2. | ORLANDI Yan | 74 | (JU) FSG Bassecourt | 8:39,70 | 5 |
| 3. | STOTZER Sylvain | 72 | (FR) CA Belfaux | 8:44,96 | 4 |
| 4. | ROH Charles-Albert | 70 | (VS) CABV Martigny | 8:48,54 | 3 |
| 5. | HUGENIN Thierry | 65 | (NE) Olympic Chx/F. | 8:50,60 | 2 |
| 6. | VUILLET Nicolas | 74 | (VD) F-C Lausanne | 8:50,84 ✓ | * |
| 7. | ZUMBRUNNEN Johny | 55 | (GE) Stade Genève | 9:15,04 | 1 |

Hommes

4x100 m

Final

| Rang | Nom | An | Club | Performance | Pt. |
|------|--|----|------|-------------|-----|
| 1. | (VD) Vaud M'BON Josué 69 QUIBLIER Alexandre 67 VISCUSI Thony 72 DIRIWAECHTER Stéphane 73 | | | 41,72 ✓ | 7 |
| 2. | (FR) Fribourg VIAL Grégoire 73 KRAUSKOPF Frédéric CLERC Patrick 76 JAEGER Markus | | | 41,84 | 5 |
| 3. | (GE) Genève SAMBA Bruno 76 WANNER Nicolas 73 GRAND Cédric 76 GLEED Gaven 78 | | | 42,90 | 4 |
| 4. | (VS) Valais TOFFEL Nicolas 71 KYLIAN Thomas 71 BORNAND Julien 72 NORMAND Christophe 75 | | | 43,10 | 3 |
| 5. | (NE) Neuchâtel FAVRE Samuel 77 FIVAZ Julien 79 BERGER Olivier 77 RICKLI Pierre-Alain 77 | | | 43,50 | 2 |
| 6. | (JU) Jura MUELLER Jochen 71 FUEG Benoit 75 BERBERAT Christophe 73 KOLLER Alain 74 | | | 56,02 | 1 |

Hommes

110 m Haies

Final

Vent: +2.1

| Rang | Nom | An | Club | Performance | Pt. |
|------|-----------------|----|---------------------|-------------|-----|
| 1. | GOVANOU Mathieu | 70 | (GE) Satus Genève | 14,39 | 7 |
| 2. | VIAL Grégoire | 73 | (FR) CS Le Mouret | 14,87 | 5 |
| 3. | ARNAUD Jean-Luc | 67 | (VD) Lausanne Sport | 15,22 | 4 |
| 4. | FORT Eddy | 72 | (VS) CA Sion | 17,16 | 3 |
| 5. | CHEVRE Nicolas | 73 | (JU) FSG Delémont | 17,59 | 2 |
| 6. | PERROT Fabien | 76 | (NE) Olympic Chx/F. | 19,13 | 1 |

Hommes

400 m Haies

Final

| Rang | Nom | An | Club | Performance | Pt. |
|------|---------------------|----|---------------------|-------------|-----|
| 1. | FUERI Patrick | 70 | (VD) Stade Lausanne | 54,18 | 7 |
| 2. | BERBERAT Christophe | 73 | (JU) FSG Courgenay | 56,90 | 5 |
| 3. | MEUWLY Laurent | 74 | (FR) CA Fribourg | 58,38 | 4 |
| 4. | TURLER Marc | 70 | (GE) Stade Genève | 58,40 | 3 |
| 5. | VAUCHER Reinald | 77 | (NE) Olympic Chx/F. | 1:00,48 | 2 |
| 6. | FORT Eddy | 72 | (VS) CA Sion | 1:01,84 | 1 |

Hommes

3000 m Steeple

Final

| Rang | Nom | An | Club | Performance | Pt. |
|------|---------------------|----|---------------------|-------------|-----|
| 1. | L'HOMME Jean-Joseph | 65 | (FR) FSG Neirivue | 9:56,06 | 7 |
| 2. | OBERLI Frédéric | 70 | (JU) CA Moutier | 10:27,62 | 5 |
| 3. | GRANGE Christian | 71 | (VS) CABV Martigny | 10:53,60 | 4 |
| 4. | HOFMANN Martin | 68 | (VD) Lausanne Sport | 11:00,60 | 3 |

(GE) 0
 (NE) 0

Hommes

Hauteur

| Rang | Nom | An | Club | Performance | Pt. |
|------|---|----|---------------------|-------------|-----|
| 1. | CHASSOT Philippe | 71 | (FR) TSV Dürdingen | 2.05 m | 7 |
| | 1.80/O 1.90/O 1.95/O 2.00/O 2.05/XXO 2.10/XXX | | | | |
| 2. | GOBBO Fabrice | 72 | (NE) FSG Bevaix | 1.95 m | 5 |
| | 1.85/O 1.90/O 1.95/O 2.00/XXX | | | | |
| 3. | LUISIER Bertrand | 72 | (VS) FSG Conthey | 1.90 m | 4 |
| | 1.80/O 1.85/XO 1.90/O 1.95/XXX | | | | |
| 4. | OSINSKI Christophe | 76 | (VD) Lausanne Sport | 1.85 m | 3 |
| | 1.80/O 1.85/O 1.90/XXX | | | | |

Hommes

Hauteur

| Rang | Nom | An | Club | Performance | Pt. |
|------|-----------------|--------|--------------------|-------------|-----|
| | RODRIGUES Igor | 62 | (JU) CA Courtelary | 1.85 m | 2 |
| | 1.75/O 1.80/O | 1.85/O | 1.90/XXX | | |
| 6. | WANNER Nicolas | 73 | (GE) SATUS Genève | 1.70 m | 1 |
| | 1.70/O 1.80/XXX | 1.95/ | 2.00/ | | |

Hommes

Perche

| Rang | Nom | An | Club | Performance | Pt. |
|------|-----------------------|----------|---------------------|-------------|-----|
| 1. | CORTAT Stéphane | 74 | (JU) FSG Bassecourt | 4.50 m | 7 |
| | 3.80/O 4.00/O | 4.20/XO | 4.30/O 4.40/XO | | |
| | 4.50/O 4.65/XXX | | | | |
| 2. | ARNAUD Jean-Luc | 67 | (VD) Lausanne Sport | 4.40 m ✓ | 5 |
| | 3.60/O 4.00/XXO | 4.20/O | 4.30/XO 4.40/XXO | | |
| | 4.50/XXX | | | | |
| 3. | RIEDWYL Hans-Peter | | (FR) TV Bösingén | 4.20 m | * |
| | 3.80/XO 4.00/O | 4.20/XXO | 4.30/XXX | | |
| 4. | KOLLY Kurt | 64 | (FR) TSV Düdingen | 4.20 m | 4 |
| | 3.80/XXO 4.00/O | 4.20/XXO | 4.30/XXX | | |
| 5. | FRANZETTI Pierre-Yves | 74 | (VS) CA Sion | 4.00 m | 3 |
| | 4.00/XO 4.20/XXX | | | | |
| 6. | KNUTTI Bruno | 65 | (FR) TSV Düdingen | 3.80 m | * |
| | 3.60/XO 3.80/O | 4.00/XXX | | | |
| | HULMANN Yves | 70 | (NE) CEP Cortaillod | . 0 m | 0 |
| | 3.80/XXX | | | | |
| | | | (GE) | | 0 |

Hommes

Longueur

| Rang | Nom | An | Club | Performance | Pt. |
|------|---------------------|-----------|---------------------|---------------------|-----|
| 1. | REBETEZ Hervé | 76 | (JU) FSG Bassecourt | 7.19 m/+0.4 | 7 |
| | 6.73/+0.9 7.19/+0.4 | -- / -- | -- / -- | 7.15/+0.6 7.14/+0.1 | |
| 2. | BERGER Olivier | 77 | (NE) CEP Cortaillod | 7.16 m/+1.2 | 5 |
| | 7.03/+0.7 7.05/+0.6 | 7.16/+1.2 | -- / -- | 7.12/+0.3 6.98/+0.3 | |

Hommes

Longueur

| Rang | Nom | An | Club | Performance | Pt. |
|------|---------------------|-----------|---------------------|---------------|-----------|
| 3. | TOFFEL Nicolas | 71 | (VS) CABV Martigny | 7.10 m/+0.6 | 4 |
| | -- / -- | -- / -- | 7.10/+0.6 | -- / -- | |
| 4. | M'BON Josué | 69 | (VD) Stade Lausanne | 7.02 m/+0.6 | 3 |
| | 6.98/+0.9 6.97/+0.6 | 6.55/+0.4 | 7.02/+0.6 | -- / -- | 6.80/+0.3 |
| 5. | FIVAZ Julien | 79 | (NE) Olympic Chx/F. | 6.88 m/+0.5 * | |
| | 6.75/+0.2 6.87/+0.5 | 6.86/+0.8 | 6.82/+0.3 | 6.88/+0.5 | -- / -- |
| 6. | POZZI Alexandre | 70 | (VS) CABV Martigny | 6.73 m/+0.6 * | |
| | 6.73/+0.6 -- / -- | -- / -- | -- / -- | -- / -- | -- / -- |
| 7. | FRAGNIERE Nicolas | 75 | (FR) FSG Neirivue | 6.49 m/+0.5 | 2 |
| | 6.39/+1.1 6.30/+1.2 | 6.17/+0.9 | 6.49/+0.5 | -- / -- | -- / -- |
| 8. | WANNER Nicolas | 73 | (GE) SATUS Genève | 6.22 m/+0.5 | 1 |
| | 5.98/+0.9 6.19/+0.9 | -- / -- | -- / -- | 6.22/+0.5 | 6.22/+0.6 |

Hommes

Triple saut

| Rang | Nom | An | Club | Performance |
|------|----------------------|------------|---------------------|-----------------------|
| 1. | BERARD Sébastien | 74 | (VS) FSG Conthey | 13.62 m/+0.3 7 |
| | 13.62/+0.3 -- / -- | 13.33/+0.6 | 12.85/+0.5 | 13.58/+0.6 13.50/+0.4 |
| 2. | ALVES Paulo | 76 | (NE) Olympic Chx/F. | 13.56 m/+0.2 5 |
| | -- / -- 13.18/+0.2 | 12.51/+0.5 | 13.34/+0.5 | 13.54/+0.4 13.56/+0.2 |
| 3. | AEBY Thomas | 79 | (FR) TSV Düdingen | 13.23 m/+0.7 4 |
| | 13.23/+0.7 -- / -- | 12.52/+0.5 | -- / -- | -- / -- -- / -- |
| 4. | GERBER Sébastien | 72 | (JU) FSG Alle | 12.72 m/+0.7 3 |
| | 12.72/+0.7 -- / -- | -- / -- | -- / -- | -- / -- -- / -- |
| 5. | BECKER Hinnerk | 80 | (VD) CARE Vevey | 11.33 m/+0.8 2 |
| | 11.01/+0.8 8.98/+0.1 | 10.85/+0.3 | 11.33/+0.8 | 11.14/+0.5 -- / -- |

(GE) 0

Hommes

Javelot (800 g)

| Rang | Nom | An | Club | Performance |
|------|----------------|-------|-----------------|-------------|
| 1. | VIQUERAT Régis | 70 | (VD) CARE Vevey | 52.72 m ✓ 7 |
| | 52.72 -- -- | -- -- | -- -- | -- -- |

| Hommes | | Javelot (800 g) | | | |
|--------|------------------------|-----------------|--------------------|-------------|-----|
| Rang | Nom | An | Club | Performance | Pt. |
| 2. | KOLLY Kurt 50.38 | 64 | (FR) TSV Dürdingen | 50.38 m | 5 |
| 3. | BURRI Heinz 47.02 | 66 | (NE) CEP Cortailod | 47.02 m | 4 |
| 4. | JORAY Vincent 46.22 | 75 | (JU) FSG Delémont | 46.22 m | 3 |
| 5. | KYLIAN Thomas 45.08 | 71 | (VS) CABV Martigny | 45.08 m | 2 |
| 6. | PURRO Joel 39.54 | 74 | (GE) CA Genève | 39.54 m | 1 |

| Hommes | | Poids (7,25 Kg) | | | |
|--------|--|-----------------|--------------------|-------------|-----|
| Rang | Nom | An | Club | Performance | Pt. |
| 1. | BUCHS Patrick 14.96 15.26 15.00 | 72 | (FR) TSV Dürdingen | 15.58 m | 7 |
| 2. | MOSER Claude 15.10 15.04 14.80 | 69 | (NE) CEP Cortailod | 15.16 m | 5 |
| 3. | DELALAYE Grégoire 13.57 14.18 14.10 | 72 | (VS) FSG Ardon | 14.18 m | 4 |
| 4. | HOFSTETTER Norbert 12.93 -- 12.74 | 60 | (FR) TSV Dürdingen | 12.93 m | * |
| 5. | CHAPUIS Yvan 11.93 -- 11.91 | 71 | (VD) CARE Vevey | 11.93 m ✓ | 3 |
| 6. | JORAY Vincent 11.88 11.88 -- | 75 | (JU) FSG Delémont | 11.88 m | 2 |
| 7. | HOLER Victor 10.21 9.96 10.58 | 52 | (GE) Stade Genève | 10.58 m | 1 |

| Hommes | | Disque (2 Kg) | | | | Performance | Pt. | |
|--------|------------------|---------------|---------------------|----|----|-------------|-----------|---|
| Rang | Nom | An | Club | | | | | |
| 1. | BUCHS Patrick | 72 | (FR) TSV Dürdingen | | | | 54.02 m | 7 |
| | 54.02 | -- | -- | -- | -- | -- | | |
| 2. | IMHOF Robert | 56 | (VS) TV Naters | | | | 46.86 m | 5 |
| | 46.86 | -- | -- | -- | -- | -- | | |
| 3. | MOSER Claude | 69 | (NE) CEP Cortaillod | | | | 42.54 m | 4 |
| | 42.54 | -- | -- | -- | -- | -- | | |
| 4. | CHAPUIS Yvan | 71 | (VD) CARE Vevey | | | | 38.00 m ✓ | 3 |
| | 38.00 | -- | -- | -- | -- | -- | | |
| 5. | BALSIGER Gérard | 61 | (GE) Stade Genève | | | | 34.84 m | 2 |
| | 34.84 | -- | -- | -- | -- | -- | | |
| 6. | BERBIER Stéphane | 76 | (JU) FSG Delémont | | | | 30.08 m | 1 |
| | 30.08 | -- | -- | -- | -- | -- | | |

| Hommes | | Marteau (7,25 Kg) | | | | Performance | | |
|--------|--------------------|-------------------|---------------------|-------|-------|-------------|-----------|---|
| Rang | Nom | An | Club | | | | | |
| 1. | KOLB Christophe | 69 | (NE) Olympic Chx/F. | | | | 60.24 m | 7 |
| | 58.14 56.06 60.24 | | | 59.58 | 59.26 | -- | | |
| 2. | TISSOT Cédric | 71 | (NE) Olympic Chx/F. | | | | 57.52 m | * |
| | 53.14 52.50 57.34 | | | 54.40 | 57.52 | 52.82 | | |
| 3. | WENGER Christian | | (VD) CA Broyard | | | | 43.92 m ✓ | 5 |
| | -- 39.44 41.48 | | | 43.92 | -- | -- | | |
| 4. | BAERISWYL Thomas | 73 | (VS) CA Sion | | | | 38.18 m | 4 |
| | 31.20 -- 36.76 | | | 37.38 | 33.86 | 38.18 | | |
| 5. | HOFSTETTER Norbert | 60 | (FR) TSV Dürdingen | | | | 34.70 m | 3 |
| | 34.24 33.44 -- | | | -- | -- | 34.70 | | |
| 6. | HOLER Victor | 52 | (GE) Stade Genève | | | | 33.22 m | 2 |
| | 32.82 32.36 33.22 | | | -- | 32.18 | 33.02 | | |
| 7. | CHEVRE Roger | 50 | (JU) FSG Delémont | | | | 29.12 m | 1 |
| | 26.88 28.66 29.12 | | | 28.44 | -- | -- | | |

Hommes

Marche 5 Km

Final

| Rang | Nom | An | Club | Performance | Pt. |
|------|----------------------|----|--------------------|-------------|-----|
| 1. | BINGELI Bernard | | (VD) CM Cour | 25:20,14 | * |
| 2. | MARCLAY Silvestre | 58 | (VS) CM Monthey | 25:41,89 | 7 |
| 3. | BIANCHI Frédéric | | (VS) CM Monthey | 26:30,33 | * |
| 4. | PASCHE Daniel | | (VS) CM Monthey | 26:46,63 | * |
| 5. | FRANCEY Jean-Jacques | 44 | (FR) CM Fribourg | 27:32,60 | 5 |
| 6. | OBERSON Jean-Blaise | 74 | (VD) CM Cour | 28:28,42 | 4 |
| 7. | DIETRICH Jean-Marc | 63 | (NE) PTT Neuchâtel | 34:02,42 | 3 |
| 8. | RODRIGUES Igor | 62 | (JU) CA Courtelary | 34:18,45 | 2 |
| | GRANDJEAN Bruno | | (VS) CM Monthey | pas venu | |
| | | | | (GE) | 0 |

HEURES D'OUVERTURE (MUSEE et BOUTIQUE)

1er MAI - 30 SEPTEMBRE:
tous les jours de 10 h à 19 h

Ouverture nocturne: tous les jeudis
jusqu'à 21 h 30


Renseignements: (4121) 621 65 11

1er OCTOBRE - 30 AVRIL:
du mardi au dimanche de 10 h à 18 h
Lundis fermés, sauf lundi de Pâques



MUSEE OLYMPIQUE
LAUSANNE

Quai d'Ouchy 1 CH-1001 Lausanne, Suisse (Parkings: Navigation /Hôtel Beau-Rivage)



FALMA

«La lumière c'est la vie!»



FALMA SA - DPT LIGHTING - 1701 FRIBOURG 037 - 41 41 41

Femmes 100 m

1. Final Vent: +2.2

| Rang | Nom | An | Club | Performance | Pt. |
|------|--------------------|----|---------------------|-------------|-----|
| 1. | ISCHER Natacha | 74 | (VD) CARE Vevey | 12,00 | 7 |
| 2. | SAUVAGE Noémie | 78 | (JU) CA Courtelary | X 12,05 | 5 |
| 3. | JOUAN Carole | 76 | (NE) CEP Cortaillod | 12,28 | 4 |
| 4. | NICOLINI Carole | 73 | (GE) CA Genève | 12,78 | 3 |
| 5. | BOICHAT Nathalie | 78 | (FR) CA Belfaux | X 12,82 | 2 |
| 6. | PERRAUDIN Sandrine | 75 | (VS) CABV Martigny | 13,08 | 1 |

Femmes 100 m

2. Final Vent: +2.3

| Rang | Nom | An | Club | Performance |
|------|--------------------|----|---------------------|-------------|
| 1. | SIMASOTCHI Corinne | 71 | (VD) CARE Vevey | 11,98 |
| 2. | NKOUÉ Carine | 75 | (NE) CEP Cortaillod | 12,40 |
| 3. | CARDINAUX Mélanie | 71 | (VD) Stade Lausanne | 12,56 |
| 4. | KUSTER Sandra | 74 | (VD) CARE Vevey | 12,60 |
| 5. | COUDRAY Stéphanie | 79 | (VS) CA Vetroz | 13,42 |
| 6. | MASSEREY Véronique | 79 | (VS) CA Vetroz | 13,50 |

Femmes 200 m

1. Final Vent: +1.7

| Rang | Nom | An | Club | Performance |
|------|--------------------|----|---------------------|-------------|
| 1. | SAUVAGE Noémie | 78 | (JU) CA Courtelary | X 24,56 |
| 2. | ISCHER Natacha | 74 | (VD) CARE Vevey | 24,58 |
| 3. | JOUAN Carole | 76 | (NE) CEP Cortaillod | 25,38 |
| 4. | NICOLINI Carole | 73 | (GE) CA Genève | 26,10 |
| 5. | WERRO Carmen | 73 | (FR) TSV Düdingen | 26,36 |
| 6. | PERRAUDIN Sandrine | 75 | (VS) CABV Martigny | 26,58 |

Femmes 200 m

2. Final Vent: +0.4

| Rang | Nom | An | Club | Performance |
|------|--------------------|----|-----------------|-------------|
| 1. | KUSTER Sandra | 74 | (VD) CARE Vevey | 25,32 |
| 2. | MASSEREY Véronique | 79 | (VS) CA Vetroz | 27,40 |

Femmes 400 m

Final

| Rang | Nom | An | Club | Performance |
|------|-------------------|----|---------------------|-------------|
| 1. | JEANNET Céline | 68 | (NE) Olympic Chx/F. | 56,52 |
| 2. | MERILLAT Christel | 77 | (JU) CA Courtelary | 58,36 |
| 3. | RUSSI Irène | 68 | (VD) CA Broyard | 1:01,34 |

Femmes

400 m

Final

| Rang | Nom | An | Club | Performance | Pt. |
|------|---------------|----|-------------------|-------------|-----|
| 4. | BISSIG Gisela | 74 | (FR) CA Fribourg | 1:02,96 | 3 |
| 5. | NANCHEN Katia | 78 | (VS) FSG Uvrier | X 1:03,96 | 2 |
| 6. | DOMINGEZ Sara | 77 | (GE) Stade Genève | 1:04,90 | 1 |

Femmes

800 m

Final

| Rang | Nom | An | Club | Performance | Pt. |
|------|-------------------|----|--------------------|-------------|-----|
| 1. | VUILLE Catherine | 75 | (JU) CA Courtelary | 2:15,48 | 7 |
| 2. | FAVRE Sandrine | 75 | (FR) SA Bulle | 2:15,98 | 5 |
| 3. | JAGGY Michèle | 72 | (GE) Stade Genève | 2:17,10 | 4 |
| 4. | CARRUZO Stéphanie | 79 | (VS) CA Sion | X 2:19,64 | 3 |
| 5. | PERRIN Sophie | 73 | (VD) CA Broyard | 2:44,70 | 2 |
| | | | | (NE) 0 | |

Femmes

1500 m

Final

| Rang | Nom | An | Club | Performance | Pt. |
|------|-----------------|----|---------------------|-------------|-----|
| 1. | HARRIS Dawn | 69 | (VD) Bex | 4:48,82 | 7 |
| 2. | BERSETH Ariane | 73 | (GE) Stade Genève | 4:50,50 | 5 |
| 3. | RIEDER Patricia | 77 | (JU) CA Moutier | 5:00,32 | 4 |
| 4. | BORD Micheline | 78 | (FR) FSG Neirivue | X 5:03,56 | 3 |
| 5. | JEANDROZ Claire | 79 | (NE) Olympic Chx/F. | X 5:05,86 | 2 |
| 6. | TORNAY Sophie | 79 | (VS) CA Martigny | X 5:28,78 | 1 |

Femmes

3000 m

Final

| Rang | Nom | An | Club | Performance | Pt. |
|------|---------------------|----|---------------------|-------------|-----|
| 1. | HARRIS Dawn | 69 | (VD) Bex | 10:09,70 | * 7 |
| 2. | HAYOZ Andrea | 73 | (FR) TSV Dürdingen | 10:11,02 | 7 |
| 3. | PAPE Chantal | 71 | (JU) FSG Courroux | 10:46,78 | 5 |
| 4. | PERRIN Nathalie | 80 | (NE) Olympic Chx/F. | X 10:50,84 | 4 |
| 5. | VOUILLAMOZ Séverine | 75 | (VS) CA Vetroz | 11:14,34 | 3 |
| 6. | DELACHAUX Aline | 76 | (VD) COVA Nyon | 11:20,00 | 2 |
| | | | | (GE) 0 | |

Femmes

100 m Haies

1. Final

Vent: +2.4

| Rang | Nom | An | Club | Performance | Pt. |
|------|-------------------|----|---------------------|-------------|-----|
| 1. | DEVAUD Emmanuelle | 75 | (GE) CA Genève | 14,21 | 7 |
| 2. | LACHAT Françoise | 62 | (JU) Fémina Vicques | 14,39 | 5 |
| 3. | DUVOISIN Julia | 75 | (VD) Lausanne Sport | 14,73 | 4 |

Femmes

100 m Haies

1. Final

Vent: +2.4

| Rang | Nom | An | Club | Performance | Pt. |
|------|------------------|----|---------------------|-------------|-----|
| 4. | PERRUCHOUD Laure | 76 | (VS) CA Sierre | 14,86 | 3 |
| 5. | GABAGLIO Emilia | 75 | (FR) CA Belfaux | 15,00 | 2 |
| 6. | RUKITA Dejana | 68 | (NE) CEP Cortaillod | 15,05 | 1 |

Femmes

100 m Haies

2. Final

Vent: +2.2

| Rang | Nom | An | Club | Performance |
|------|--------------|----|------------------|-------------|
| 1. | PINARD Sarah | 76 | (VS) FSG Conthey | 15,01 |

Femmes

400 m Haies

Final

| Rang | Nom | An | Club | Performance |
|------|--------------------|----|---------------------|-------------|
| 1. | JEANNET Céline | 68 | (NE) Olympic Chx/F. | 58,92 7 |
| 2. | LACHAT Françoise | 62 | (JU) Fémina Vicques | 1:02,08 5 |
| 3. | SIMASOTCHI Corinne | 71 | (VD) CARE Vevey | 1:05,70 4 |
| 4. | SCHMIDT Nathalie | 67 | (GE) SCHMIDT | 1:05,92 3 |
| 5. | ROLLE Marisa | 73 | (FR) CA Fribourg | 1:11,58 2 |
| 6. | PERRUCHOUD Laure | 76 | (VS) CA Sierre | 1:12,00 1 |

Femmes

Hauteur

| Rang | Nom | An | Club | Performance |
|------|-------------------|----------|---------------------|--------------|
| 1. | SEBASTIEN Nelly | 80 | (NE) Olympic Chx/F. | ✓ X 1.68 m 7 |
| | 1.45/O 1.50/O | 1.55/O | 1.60/O 1.65/XO | |
| | 1.68/XO 1.71/XXX | | | |
| 2. | SCHMIDT Nathalie | 67 | (GE) SCHMIDT | 1.65 m 5 |
| | 1.50/XO 1.55/O | 1.60/O | 1.65/XO | |
| 3. | FROSSARD Claudia | 71 | (VS) | 1.65 m 4 |
| | 1.55/O 1.60/O | 1.65/XXO | 1.68/XXX | |
| 4. | HENRY Nicole | 71 | (VD) Lausanne Sport | 1.60 m ✓ 3 |
| | 1.50/O 1.55/O | 1.60/O | 1.65/XXX | |
| 5. | POFFET Christine | 79 | (FR) KTV Wünnewil | 1.45 m 2 |
| | 1.35/XO 1.40/O | 1.45/XO | 1.50/XXX | |
| 6. | MERILLAT Christel | 77 | (JU) CA Courtelary | 1.45 m 1 |
| | 1.30/O 1.40/O | 1.45/XXO | 1.50/XXX | |

Femmes

Longueur

| Rang | Nom | An | Club | Performance | | Pt. |
|------|--------------------|----|---------------------|---------------|-----------|-----|
| 1. | SWEDOR Geneviève | 79 | (NE) CEP Cortaillod | 5.57 m/+0.8 | 5.34/+0.9 | 7 |
| | 5.45/+0.6 | | -- / -- | 5.17/+0.7 | | |
| 2. | WAEBER Nadia | 77 | (FR) TSV Düdingen | 5.51 m/+0.0 | -- / -- | 5 |
| | 5.19/+0.2 | | 5.51/+0.0 | 5.49/+0.7 | 5.50/+0.7 | |
| 3. | FROSSARD Claudia | 71 | (VS) | 5.44 m/+1.0 | 5.42/+0.5 | 4 |
| | 5.30/+0.6 | | -- / -- | 5.28/+0.3 | 5.36/+0.7 | |
| 4. | MENETREY Anne | 76 | (GE) CA Genève | 5.43 m/+0.7 | -- / -- | 3 |
| | -- / -- | | 3.93/+0.5 | -- / -- | 5.43/+0.7 | |
| 5. | PINARD Sarah | 76 | (VS) FSG Conthey | 5.34 m/+0.7 * | -- / -- | |
| | 5.03/+0.7 | | 5.34/+0.7 | 4.93/+0.3 | -- / -- | |
| 6. | PERRAUDIN Sandrine | 75 | (VS) CABV Martigny | 5.28 m/+0.0 * | 5.23/+0.4 | |
| | -- / -- | | -- / -- | -- / -- | -- / -- | |
| 7. | DUVOISIN Julia | 75 | (VD) Lausanne Sport | 5.15 m/+0.8 | 5.15/+0.8 | 2 |
| | 5.04/+0.4 | | -- / -- | -- / -- | 5.12/+0.4 | |
| 8. | RUSSI Irène | 68 | (VD) CA Broyard | 5.10 m/+0.8 * | 5.09/+0.8 | |
| | 5.10/+0.8 | | -- / -- | -- / -- | -- / -- | |
| 9. | CHOPARD Joane | 81 | (JU) CA Courtelary | 4.30 m/+0.4 | 4.29/+0.7 | 1 |
| | 4.30/+0.4 | | 4.19/+0.6 | 4.07/+0.7 | 4.13/+0.3 | |

Femmes

Triple saut

| Rang | Nom | An | Club | Performance | |
|------|------------------|----|---------------------|----------------|------------|
| 1. | RUKITA Dejana | 68 | (NE) CEP Cortaillod | 11.83 m/+0.4 * | |
| | 11.17/+0.1 | | 11.35/+0.3 | 11.64/+0.4 | 11.59/+0.6 |
| 2. | GABAGLIO Emilia | 75 | (FR) CA Belfaux | 11.32 m/+0.2 | 7 |
| | 11.10/+0.0 | | 11.32/+0.2 | -- / -- | 11.28/+0.7 |
| 3. | WUILLOUD Sandra | 75 | (VS) CA Vetroz | 10.89 m/+0.6 | 5 |
| | 10.74/+0.2 | | 10.83/+0.2 | 10.89/+0.6 | 10.69/+0.4 |
| 4. | RUSSI Irène | 68 | (VD) CA Broyard | 10.65 m/+0.2 | 4 |
| | 10.65/+0.2 | | -- / -- | -- / -- | 9.56/+0.0 |
| 5. | BORRUAT Sandrine | 76 | (JU) FSG Bassecourt | 10.57 m/+0.3 | 3 |
| | 10.17/+0.1 | | 10.57/+0.3 | -- / -- | 10.38/+0.4 |
| | | | | | 10.26/+0.3 |

Femmes

Triple saut

| Rang | Nom | An | Club | Performance | Pt. |
|------|-----------------|---------|---------------------|--------------|---------|
| 6. | SEBASTIEN Nelly | 80 | (NE) Olympic Chx/F. | 10.53 m/+0.2 | 2 |
| | 10.53/+0.2 | -- / -- | -- / -- | -- / -- | -- / -- |
| | | | | | (GE) 0 |

Femmes

Poids (4 Kg)

| Rang | Nom | An | Club | Performance | Pt. |
|------|------------------------|-------|---------------------|-------------|-----|
| 1. | GANGUILLET Nathalie | 67 | (NE) Olympic Chx/F. | 15.64 m | 7 |
| | 15.12 15.61 15.64 | 14.92 | -- 15.56 | | |
| 2. | KUSTIN Lina | 75 | (VS) DSD Siders | 13.34 m | 5 |
| | 12.10 12.35 12.14 | 12.34 | 13.07 13.34 | | |
| 3. | PASQUIER Brigitte | 76 | (JU) FSG St-Imier | 10.83 m | 4 |
| | 10.41 10.41 10.31 | 10.41 | 10.70 10.83 | | |
| 4. | WABER Joëlle | 74 | (VD) La Sarraz | 10.76 m | 3 |
| | 9.93 10.16 10.33 | 10.76 | -- -- | | |
| 5. | SCHNARRENBERGER Judith | 74 | (FR) TV Tafers | 10.55 m | 2 |
| | 9.78 10.29 10.46 | 9.28 | 10.55 10.21 | | |
| 6. | MENETREY Anne | 76 | (GE) CA Genève | 6.80 m | 1 |
| | 6.80 | -- -- | -- -- | | |

Femmes

Disque (1 Kg)

| Rang | Nom | An | Club | Performance | Pt. |
|------|---------------------|-------|---------------------|-------------|-----|
| 1. | GANGUILLET Nathalie | 67 | (NE) Olympic Chx/F. | 49.82 m | * |
| | 49.82 | -- -- | -- -- | | |
| 2. | KUSTIN Lina | 75 | (VS) DSD Siders | 40.78 m | 7 |
| | 40.78 | -- -- | -- -- | | |
| 3. | LOCATELLI Laurence | 80 | (NE) Olympic Chx/F. | 35.68 m | 5 |
| | 35.68 | -- -- | -- -- | | |
| 4. | PASQUIER Brigitte | 76 | (JU) FSG St-Imier | 33.60 m | 4 |
| | 33.60 | -- -- | -- -- | | |
| 5. | BADOUX Claudine | 61 | (VD) Stade Lausanne | 28.76 m | 3 |
| | 28.76 | -- -- | -- -- | | |

Calettes A

| Femmes | | Disque (1 Kg) | | | |
|--------|--------------------------|---------------|------------------|-------------|-----|
| Rang | Nom | An | Club | Performance | Pt. |
| 6. | PERLER Brigitte 27.42 | 74 | (FR) CA Fribourg | 27.42 m | 2. |
| 7. | FREUND Chantal 27.06 | 55 | (GE) CA Genève | 27.06 m | 1 |

| Femmes | | Javelot (600 g) | | | |
|--------|------------------------------|-----------------|---------------------|-------------|-----|
| Rang | Nom | An | Club | Performance | Pt. |
| 1. | GANGUILLET Nathalie 35.44 | 67 | (NE) Olympic Chx/F. | 35.44 m | 7 |
| 2. | LANTHEMANN Manuela 32.54 | 79 | (FR) TSV Dürdingen | ✓ X 32.54 m | 5 |
| 3. | PFAMMATTA Claudia 30.54 | 74 | (VS) TV Naters | 30.54 m | 4 |
| 4. | CHARMILOT Nadine 27.48 | 65 | (JU) Fémina Vicques | 27.48 m | 3 |
| 5. | WABER Joëlle 26.56 | 74 | (VD) La Sarraz | 26.56 m ✓ | 2 |
| 6. | DOMINGEZ Sara 26.24 | 77 | (GE) Stade Genève | 26.24 m | 1 |

Femmes 4x100 m
 Final

| Rang | Nom | An | Club | Performance | Pt. |
|------|---|----|------|-------------|-----|
| 1. | (VD) Vaud CARDINAUX Mélanie 71 KUSTER Sandra 74 ISCHER Natacha 74 SIMASOTCHI Corinne 71 | | | 48,13 ✓ | 7 |
| 2. | (NE) Neuchâtel RUKITA Dejana 68 SWEDOR Geneviève 79 NKOUE Carine 75 JOUAN Carole 76 | | | 48,88 | 5 |
| 3. | (FR) Fribourg | | | 49,80 | 4 |

BOICHAT Nathalie 78
 GABAGLIO Emilia 75
 POPPET Christine 79
 WERRO Carmen 73

Femmes

4x100 m

Final

| Rang | Nom | An | Club | Performance | Pt. |
|------|--|----|------|-------------|-----|
| 4. | (GE) Genève FREUND Chantal 55 DEVAUD Emmanuelle 75 MENETREY Anne 76 SCHMIDT Nathalie 67 | | | 50,38 | 3 |
| 5. | (JU) Jura SAUVAGE Noémie 78 MERILLAT Christel 77 LACHAT Françoise 62 CHOPARD Joane 81 | | | 50,58 | 2 |
| 6. | (VS) Valais PERRAUDIN Sandrine 75 PINARD Sarah 76 MASSEREY Véronique 78 COUDRAY Stéphanie 79 | | | 51,26 | 1 |

Femmes

Marteau (4 Kg)

| Rang | Nom | An | Club | Performance | Pt. |
|------|---|----|--|-------------|-----|
| 1. | VAUTHIER Jackie -- 30.56 33.64 | 79 | (NE) Olympic Chx/F. 33.80 32.74 33.78 | X 33.80 m | 7 |
| 2. | LOCATELLI Laurence 24.80 -- 28.22 | 80 | (NE) Olympic Chx/F. 27.66 25.74 -- | X 28.22 m | * |
| 3. | PERISSUTTI Cathy 25.28 25.16 23.62 | 77 | (VS) CA Vetroz -- -- -- | 25.28 m | 5 |
| 4. | FAEHNDRICH Marie-Claude 20.52 -- 22.54 | 58 | (JU) Fémina Vicques -- 21.20 -- | 22.54 m | 4 |
| 5. | PERLER Brigitte 19.14 -- 18.90 | 74 | (FR) CA Fribourg 21.28 20.38 -- | 21.28 m | 3 |
| 6. | BADOUX Claudine -- -- 20.74 | 61 | (VD) Stade Lausanne -- 20.74 20.82 | 20.82 m ✓ | 2 |

(GE) 0

Femmes
Final

Marche 3 Km

| Rang | Nom | An | Club | Performance | Pt. |
|------|----------------------|----|--------------------|-------------|-----|
| 1. | MAEDER Heidi | | (VD) CM Cour | 15:35,02 | 7 |
| 2. | AYOLA Paola | 78 | (NE) PTT Neuchâtel | 15:48,62 | 5 |
| 3. | FAHRNI Nathalie | 74 | (NE) PTT Neuchatel | 17:20,32 | * |
| 4. | GRANDJEAN Christiane | 75 | (VS) CM Monthey | 17:55,31 | 4 |
| 5. | PASCHE Mireille | 80 | (VS) CM Monthey | 19:01,73 | * |
| 6. | VERDON Chantal | 80 | (FR) CM Fribourg | 19:55,08 | 3 |
| | | | | (GE) | 0 |
| | | | | (JU) | 0 |

HEURES D'OUVERTURE (MUSEE et BOUTIQUE)

1er MAI - 30 SEPTEMBRE:
tous les jours de 10 h à 19 h

Ouverture nocturne: tous les jeudis
jusqu'à 21 h 30

Renseignements: (4121) 621 65 11

1er OCTOBRE - 30 AVRIL:
du mardi au dimanche de 10 h à 18 h
Lundis fermés, sauf lundi de Pâques



MUSEE OLYMPIQUE
LAUSANNE

Quai d'Ouchy 1 CH-1001 Lausanne, Suisse (Parkings: Navigation /Hôtel Beau-Rivage)

LA LIBERTÉ

Patronage/Patronat

**Freiburger
Nachrichten**